



品质, 源于热爱






2

3



品质, 源于热爱





品质, 源于热爱

2002

520


2005 6

" " & "

" " & "

"

"





1



3



品质,源于热爱

	2023 Q 3	2024 Q 3		2023 1-3Q	2024 1-3Q	
† A	31,207	29,125	-6.7%	97,404	89,039	-8.6%



品质,源于热爱

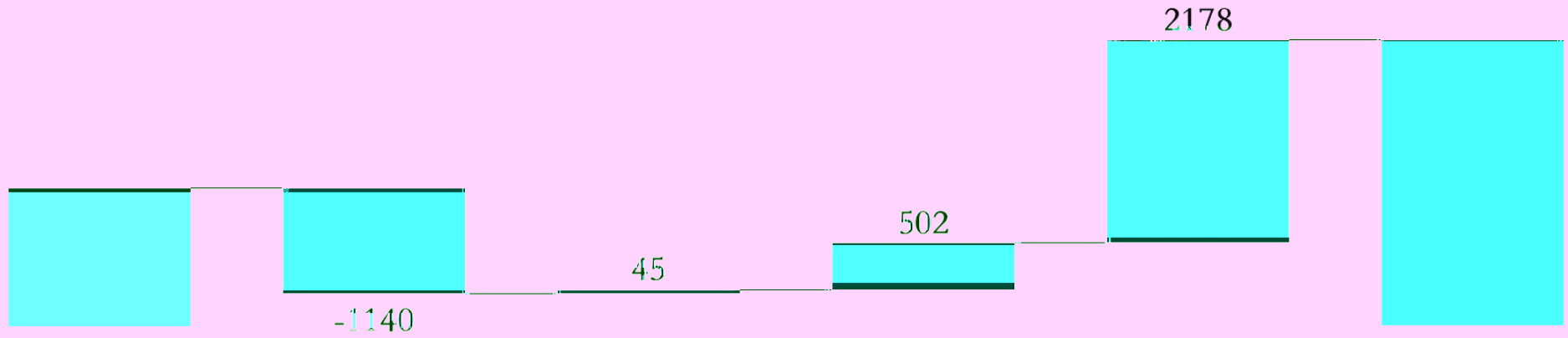
2023 1-3Q

2024 1-3Q

65,432	68.0%	57,524	65.5%	-12.1%
19,922	20.7%	21,330	24.3%	7.1%
10,383	10.8%	8,344	9.5%	-19.6%
472	0.5%	591	0.7%	25.4%
96,209	100.0%	87,789	100.0%	-8.8%



品质, 源于热爱



年份	营业收入	净利润	经营活动产生的现金流量	研发投入	资本开支	自由现金流
2000	10.5	0.5	0.5	0.5	0.5	0.5
2001	12.5	1.5	1.5	1.5	1.5	1.5
2002	15.5	2.5	2.5	2.5	2.5	2.5
2003	18.5	3.5	3.5	3.5	3.5	3.5
2004	21.5	4.5	4.5	4.5	4.5	4.5
2005	24.5	5.5	5.5	5.5	5.5	5.5
2006	27.5	6.5	6.5	6.5	6.5	6.5
2007	30.5	7.5	7.5	7.5	7.5	7.5
2008	33.5	8.5	8.5	8.5	8.5	8.5
2009	36.5	9.5	9.5	9.5	9.5	9.5
2010	39.5	10.5	10.5	10.5	10.5	10.5
2011	42.5	11.5	11.5	11.5	11.5	11.5
2012	45.5	12.5	12.5	12.5	12.5	12.5
2013	48.5	13.5	13.5	13.5	13.5	13.5
2014	51.5	14.5	14.5	14.5	14.5	14.5
2015	54.5	15.5	15.5	15.5	15.5	15.5
2016	57.5	16.5	16.5	16.5	16.5	16.5
2017	60.5	17.5	17.5	17.5	17.5	17.5
2018	63.5	18.5	18.5	18.5	18.5	18.5
2019	66.5	19.5	19.5	19.5	19.5	19.5
2020	69.5	20.5	20.5	20.5	20.5	20.5
2021	72.5	21.5	21.5	21.5	21.5	21.5
2022	75.5	22.5	22.5	22.5	22.5	22.5
2023	78.5	23.5	23.5	23.5	23.5	23.5
2024	81.5	24.5	24.5	24.5	24.5	24.5
2025	84.5	25.5	25.5	25.5	25.5	25.5
2026	87.5	26.5	26.5	26.5	26.5	26.5
2027	90.5	27.5	27.5	27.5	27.5	27.5
2028	93.5	28.5	28.5	28.5	28.5	28.5
2029	96.5	29.5	29.5	29.5	29.5	29.5
2030	99.5	30.5	30.5	30.5	30.5	30.5



2023 1-3Q



2024 1-3Q



2023 1-3Q



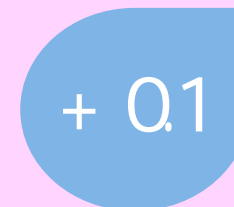
2024 1-3Q



2023 1-3Q



2024 1-3Q



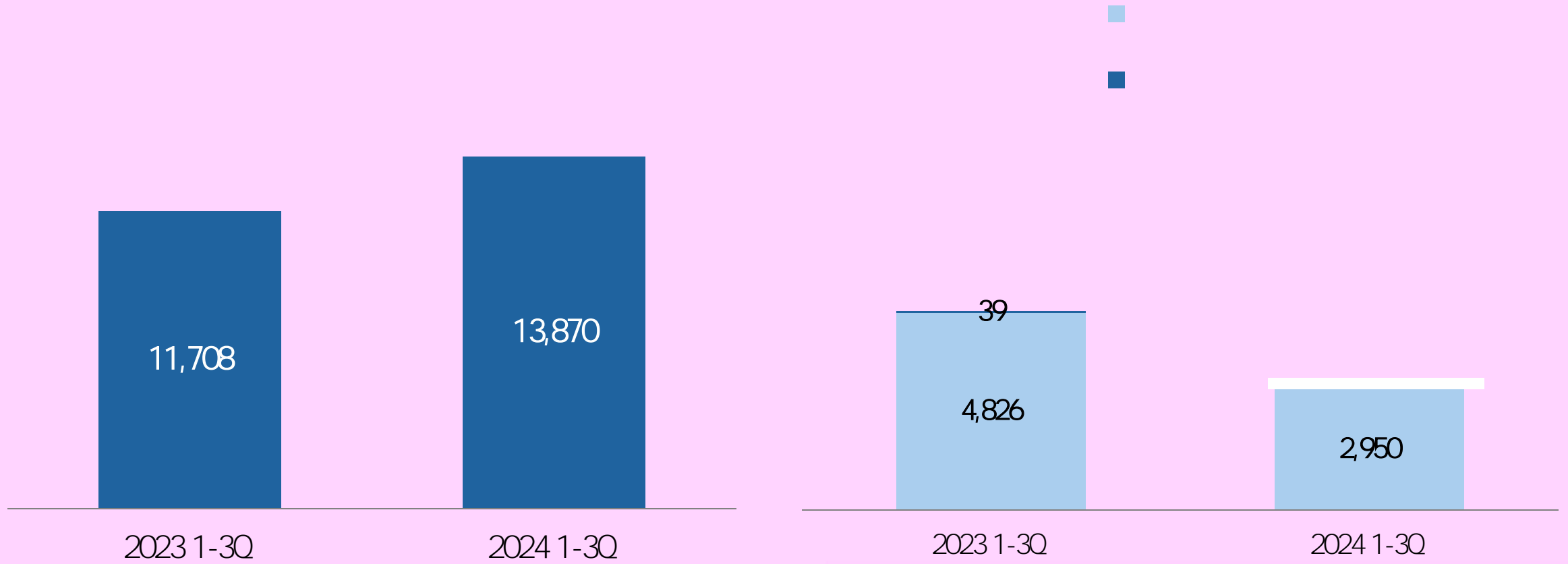

2023 1-3Q



2024 1-3Q



品质, 源于热爱





1

2





品质, 源于热爱



